

Pictograms



Wedding welcome boards



Glass awards



Personalized stationery



ID cards



Membrane switch

Enables printing on cylindrical objects!

Optional items

Kebab MkII Kebab MkII L

Kebab MkII

Kebab MkII L

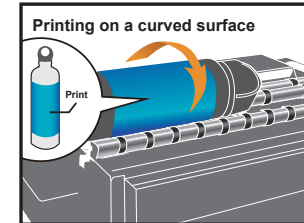


Specifications

Item	Kebab MK II	Kebab MK II L
Item code	OPT-J0432	OPT-J0433
Compatible printer model	UJF-3042MkII e UJF-3042MkII Ex e UJF-3042MkII / UJF-3042MkII Ex	UJF-6042MkII e / UJF-6042MkII UJF-7151 plusII / UJF-7151 plus
Rotary degree of print material	±360 degrees or more (no limitation)	
Rotation system	Rollers	
Applicable objects	Cylindrical objects (uneven surface must not affect rotation)	
Applicable roundness	0.5mm or less to protect the printer body <small>*Accuracy is not guaranteed.</small>	
Printable area	Feeding direction (X)	Entire circumference of an object
	Print head moving direction (Y)	300mm or less / 600mm or less
Maximum weight of print material	Small diameter: 1.5 kg or less Large diameter: 2 kg or less	Small diameter: 1.5 kg or less Large diameter: 2 kg or less
Interface	Exclusive connector	
Weight	Approx. 3 kg	Approx. 6 kg
External dimensions	366mm(W)×301mm(D)×50mm(H)	674mm(W)×301mm(D)×50mm(H)



Beautiful seamless 360-degree surface printing with simple steps



Mount the Kebab MkII unit on your printer and set an object on the rollers. Use the dedicated software to start 360-degree printing automatically. The unit can be easily mounted by simply fixing it with screws and inserting the connector.

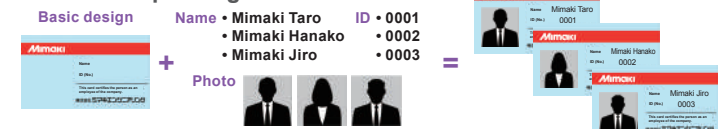


Supports operability and the fineness of print-outs.

Raster Link 7 NEW

- Improves the reproducibility of special effects (such as transparency) of PDF data
- Increases RIP processing speed of PDF data by 25% on average
- Prints out the variable data by Variable print function
- JigLink function enables jig management by bar code

Variable printing function



Specifications

Item	UJF-3042MkII e UJF-3042MkII EX e	UJF-6042MkII e
Print head	On-demand piezo head	
Printing resolution	1200 × 1200 dpi maximum	
Maximum printable area	width: 300mm depth: 420mm (A3)	width: 610mm depth: 420mm (A2)
Ink	Type/color ⁽¹⁾	LH-100 (C, M, Y, K, W, Cl) LUS-120 (C, M, Y, K, W, Cl) LUS-150 (C, M, Y, K, W) PR-200 (primer)
	Capacity	250 ml/1L (supplied in bottles)
Media	Thickness	153mm (6 in) or less
	Weight	5 kg (11 lb) or less / 8 kg (18 lb) or less
Interface	USB2.0/Ethernet	
Certifications	VCCI-Class A, FCC-Class A, IEC62368-1, ETL, CE Mark (EMC Directive, Low Voltage Directive, Machinery Directive) CB Report, RoHS, REACH, ENERGY STAR, EAC, RCM	
Power supply	Single phase AC100-240V, ±10%, 50/60Hz ±1Hz	
Power consumption	1000W or less	
Operation environment	Temperature	20°C to 30°C (68°F to 86°F)
	Humidity	35 to 65% RH (No condensation)
	Guaranteed accuracy temperature	20°C to 25°C (68°F to 77°F)
	Temperature gradient	±10°C / h or less (±50°F / h or less)
Dust level	Equivalent to a general office floor level	
RIP Software	RasterLink7 (provided as standard software)	
External dimensions (W × D × H)	1,355 × 1,290 × 856 mm 53 × 51 × 34 in	1,665 × 1,290 × 856 mm 66 × 51 × 34 in
	Weight	135 kg / 298 lb

⁽¹⁾The available type/color of ink of UJF-3042MkII Ex e / Same with UJF-6042MkII e.
⁽²⁾Heights of ink bottles are not included.

Options

Item	Item code	Remark
IONIZER UNIT 30	OPT-J0414	Static eliminator for UJF-3042MkII e / UJF-3042MkII Ex e
IONIZER UNIT 60	OPT-J0415	Static eliminator for UJF-6042MkII e

Inks and substrates:

- *As physical properties of ink (adhesion, weather resistance etc.) are different depending on media, please be sure to have a print test in advance.
- *Depending on the application, primers, other surface treatment or surface protection such as lamination may be necessary.

Safety notice:

- This product is equipped with UV irradiation equipment. Please pay attention to the following notes in order to use safely.
- *Do not look directly into the UV light source nor place your hand, or expose your skin directly to the UV light source.
- *Depending upon print mode, some VOC emissions from printed parts not yet cured and hardened may occur.
- *In addition, please be sure to read and follow the instructions and guidelines of the manual carefully.

- Some of the samples in this catalog are artificial renderings. ●Specifications, design and dimensions stated in this catalog may be subject to change without notice (for technical improvements, etc). The corporate names and merchandise names written on this catalog are the trademark or registered trademark of the respective corporations. ●Inkjet printers print using extremely fine dots, so colors may vary slightly after replacement of the printing heads. Also note that if using multiple printer units, colors could vary slightly from one unit to other unit due to slight individual differences.
- The specifications described in this catalog are as of October 2021.

Mimaki MIMAKI ENGINEERING CO., LTD.
mimaki.com
2182-3 Shigeno-Otsu, Tomi-city, Nagano 389-0512, Japan
TEL: +81-268-64-2281

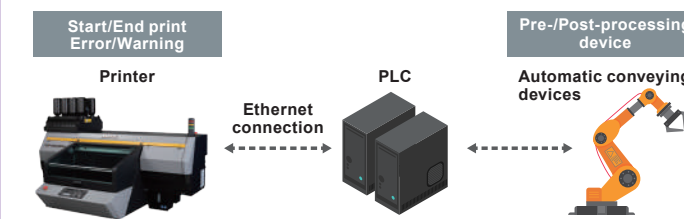
Mimaki Global Network

USA	MIMAKI USA, INC.	Europe	MIMAKI EUROPE B.V.
Brazil	MIMAKI BRASIL COMERCIO E IMPORTACAO LTDA	Indonesia	PT. MIMAKI INDONESIA
India	MIMAKI INDIA PRIVATE LIMITED	Australia	MIMAKI AUSTRALIA PTY. LTD.
Taiwan	MIMAKI ENGINEERING (TAIWAN) CO.,LTD.	China	SHANGHAI MIMAKI TRADING CO.,LTD.
Singapore	MIMAKI SINGAPORE PTE. LTD.	Thailand	MIMAKI (THAILAND) CO.,LTD.

Automation of printing processes

- Adaptable to "Mimaki Device Language (MDL)" to realize automation of printing processes

Using MDL commands allows you to automate printer control, job management, and workpiece conveying device operation from an external device



*When using MDL commands, refer to the separate MDL commands manual included in the SDK.
*Please note that machine failures due to MDL commands may not be covered by our warranty.

Supplies

Item	Item code	Remark	
LH-100 GREENGUARD Gold certified ink	Cyan	LH100-C-BA	
	Magenta	LH100-M-BA	
	Yellow	LH100-Y-BA	
	Black	LH100-K-BA	
	Light Cyan	LH100-LC-BA	
	Light Magenta	LH100-LM-BA	
	White	LH100-W-BA	
LUS-120 GREENGUARD Gold certified ink	Cyan	LUS12-C-BA	
	Magenta	LUS12-M-BA	
	Yellow	LUS12-Y-BA	
	Black	LUS12-K-BA	
	Light Cyan	LUS12-LC-BA	
	Light Magenta	LUS12-LM-BA	
	White	LUS12-W-BA	
LUS-150 GREENGUARD Gold certified ink	Cyan	LUS15-C-BA	
	Magenta	LUS15-M-BA	
	Yellow	LUS15-Y-BA	
	Black	LUS15-K-BA	
	White	LUS15-W-BA	
	IJ Primer PR-200	PR200-Z-BA	1L bottle
	Flushing liquid 07	FL007-Z-BA	250ml bottle

LH-100, LUS-120, and LUS-150 are also available in 250ml bottles.

For INDUSTRIAL PRODUCTS

Flatbed UV Inkjet Printer

UJF-3042 MkII e UJF-6042 MkII e UJF-3042 MkII EX e

Mimaki

Creating Unlimited Originality



Mimaki is exclusively distributed in the UK and Ireland by:

Hybrid Services Ltd
No 3, Gateway, Crewe, CW1 6YY
T: 01270 501900
E: info@hybridservices.co.uk
www.hybridservices.co.uk



hybrid

DB20318-01



Creating Unlimited Originality



UJF-3042 MkII e
UJF-3042 MkII EX e



UJF-6042 MkII e

Up to 153mm media thickness!

Reliable productivity with industry-leading printing speed

The industry-leading printing speed achieves a throughput of 38 A4 prints per hour for the UJF-3042MkII e and 52 for the UJF-6042MkII e.

UJF-3042MkII e

1. Process color printing

Print mode	Resolution	Pass	Printing speed (m ² /h)	Printing time per table
Draft	600×600	8	2.48	3min. 03sec.
High-speed	600×900	12	1.62	4min. 40sec.
Standard	600×1200	16	1.22	6min. 12sec.
High quality	1200×1200	16	0.89	8min. 27sec.

2. Color + Spot color simultaneous printing

Print mode	Resolution	Pass	Printing speed (m ² /h)	Printing time per table
Draft	600×600	8	2.08	3min. 38sec.
High-speed	600×900	12	1.44	5min. 14sec.
Standard	600×1200	16	1.12	6min. 46sec.
High quality	1200×1200	16	0.69	10min. 55sec.

3. Color + White simultaneous printing in high-density mode

Print mode	Resolution	Pass	Printing speed (m ² /h)	Printing time per table
Draft	600×600	8	1.88	4min. 01sec.
High-speed	600×900	12	1.33	5min. 40sec.
Standard	600×1200	16	1.03	7min. 21sec.
High quality	1200×1200	16	0.62	12min. 14sec.

<A4 size prints per hour>

Draft mode (600 × 600dpi 8P)
(For process color printing)*

*The time taken for setting the material, the printer's operating time after printing, etc. are not included.

The UJF-3042MkII e

can print **38 sheets per hour.**



The UJF-6042MkII e

can print **52 sheets per hour.**



Head layout enables two-layer simultaneous printing

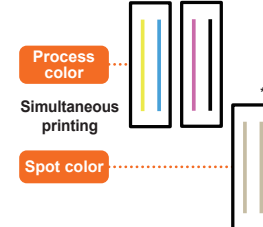
The staggered printhead arrangement allows two-layer simultaneous printing with both process and spot colors to maintain high productivity.*

The UJF-6042MkII e and UJF-3042MkII EX e can be equipped with light color (Lc/Lm) inks, enabling CMYK + Lc/Lm + Spot colors (W+W, W+Cl, W+Pr, or Pr+Cl) color sets.

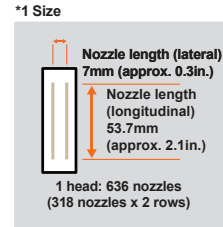
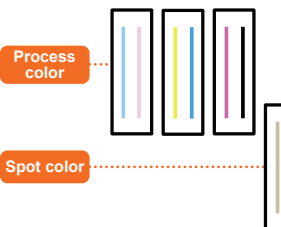
By adding light colors, smoother gradations and natural skin tones can be expressed to produce lively prints.

*Some ink sets may not allow simultaneous printing. All heads must be loaded with ink.

UJF-3042MkII e
(3 printheads in a staggered arrangement)



UJF-6042MkII e
UJF-3042MkII EX e
(4 printheads in a staggered arrangement)



Light colors are supported!

*Print image

Mimaki's image quality control technology ensures more beautiful prints

High image quality achieved with the MFD2 (Mimaki Fine Diffusion2) technology **NEW**

The image processing function RasterLink7 carries out hybrid image processing combining the commonly-used "pattern dither method" and "error diffusion processing." Before printing, the RIP software processes the image data using MFD2, which suppresses noise and color unevenness and realizes beautiful prints. (Japan Patent No. 5230816)



When MFD2 is selected using RasterLink7




When MFD2 is not selected

Waveform control


Thanks to Mimaki's unique advanced ink droplet ejection control, droplets with high circularity are ejected to make them accurately land on the media, enabling sharp expression of characters, lines, and edges.

<Droplets ejected with low circularity>



Gaps and overlaps occur between the dots, resulting in coarse image quality

<Droplets ejected with high circularity>




Sharp finish with less graininess


MAPS4 (Mimaki Advanced Pass System 4)

Banding (horizontal stripes) and uneven color can be reduced to realize smooth prints by printing pass boundaries fading in gradation. Based on printing conditions such as media/ink type and resolution, the most suitable gradation pattern is automatically selected and printed.

<Without MAPS4>




<With MAPS4>




Variable dots

Three different droplet sizes including a minimum of 5pl, are used for high-quality prints with reduced graininess.

<Fixed dots>



<Variable dots>

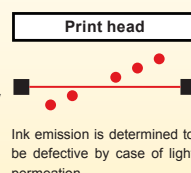


Reliable functions for stable operation

NCU (Nozzle Check Unit)

The sensor automatically detects the nozzle condition. When the NCU detects a missing nozzle, it automatically performs cleaning to solve the problem.

NCU is an option for the UJF-3042MkII e.

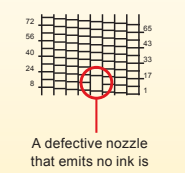


Ink emission is determined to be defective by case of light permeation.

NRS (Nozzle Recovery System)

If there is a nozzle problem that cannot be solved by cleaning, it automatically replaces the defective nozzle with an alternate one for each nozzle, which enables continuous printing without lowering printing speed.

NRS is automatically set based on the NCU data. NRS may be unusable in some print modes.

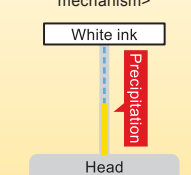


A defective nozzle that emits no ink is substituted with an alternate nozzle.

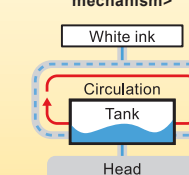
MCT (Mimaki Circulation Technology)

An ink circulation mechanism is provided in the ink tank and ink path. It circulates white ink periodically to prevent nozzle trouble due to deposited ink pigments and to stabilize printing performance.

<Without ink circulation mechanism>



<With ink circulation mechanism>



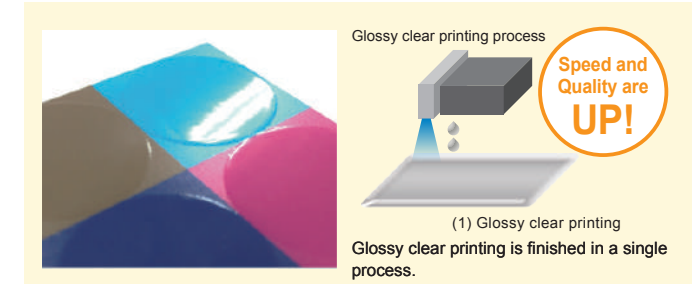
High-performance inks expand the range of applications

Rigid UV ink "LH-100" with excellent color rendering and reproducibility

The rigid UV ink "LH-100" provides excellent color rendering and reproducibility. With its high scratch resistance, it can be widely used for goods such as smartphone cases and key chains, and for printing original designs on parts and gadgets.



Precision control of clear ink that offers valuable new printing effects



"Mimaki Clear Control (MCC)" has been newly added to produce high-quality clear prints. MCC minimizes the ink curing time by performing clear ink printing and UV-light irradiation simultaneously, and provides a gorgeous glossy clear finish that reduces dust adhesion and air bubbles.

Surface hardening Gloss, Matte, and Embossed prints and 129 types of textured prints using clear ink for enhanced design

Clear ink for a Glossy finish, a Matte finish for a subdued matte effect, or Embossed printing, which prints partial areas multiple times for a glossy, three-dimensional effect, can be used to create high value-added prints, creating distinctive textures and a sense of luxury. In addition, the "ARTISTA UV Texture Library" is available to provide 129 types of textures. Texture printing with clear ink can realize more elaborate designs. The ARTISTA UV Texture Library will be registered on your computer when RasterLink7 is installed.



Machine layout

Ink circulation in the ink tank and channel (white only)

Emergency switch*

Color LCD

A highly visible display allows you to see the machine status instantly.



The flexible UV ink "LUS-120" enables printing on soft materials such as leather and TPU

This ink has 170% stretchability after curing. Its ink film is flexible and bendable. Excellent beauty and durability, and ideal for printing on soft materials such as leather and polyurethane and other applications that require bending.



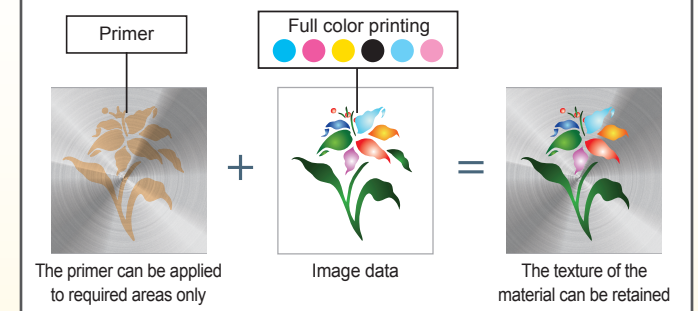
Inkjet primer increases ink adhesion

The PR-200 inkjet primer can be used to increase ink adhesion. When color ink alone does not adhere well to the material, an inkjet primer can be used to improve adhesion. PR-200 can be used to improve adhesion to resinous materials, glass, metal, and materials with various surface finishes.



Automatic primer application by inkjetting

The primer can be applied only to required areas by inkjetting. This feature can retain the texture of the material that would be lost in manual primer application.



Ink bottles
The White ink bottle is now located in the front for easier daily maintenance (stirring).

Indicator light*
The machine's status can be checked easily even from a distance.

USB, Ethernet

Vacuum table*

Full cover

*These options are for the UJF-3042MkII e.